




TOP CLASS EXTRA REVISION WORK SET 3 - 2020

Name:..... Stream:.....

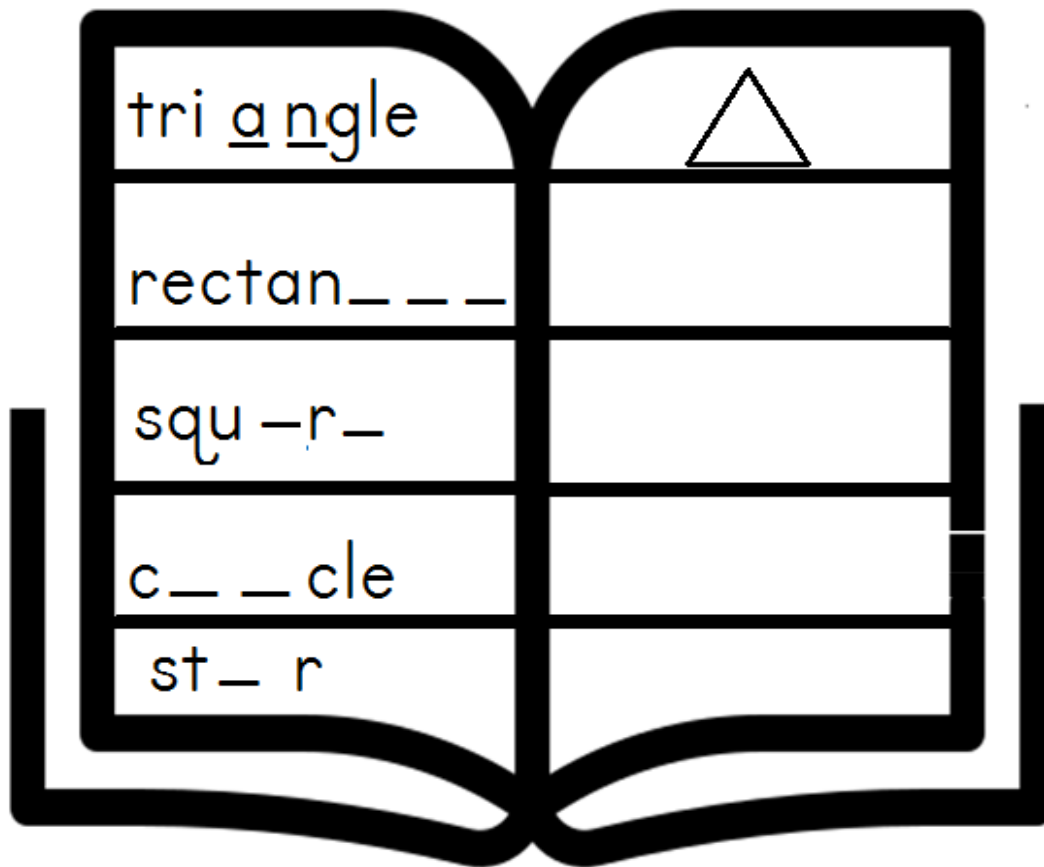
1. Write numbers 0 – 50.



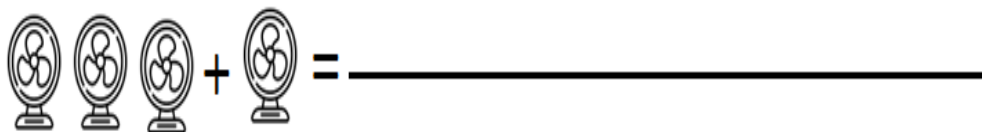
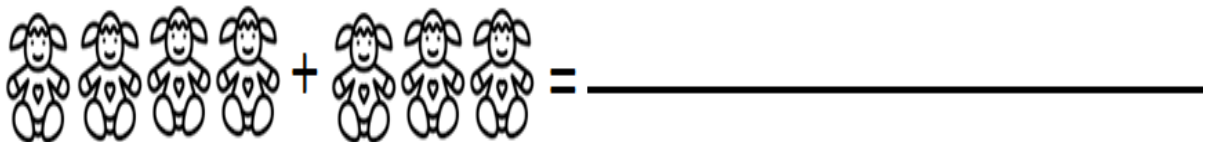
2. Circle the correct number and write.

4	4	4	_____
5	5	2	_____
3	3	3	_____
5	5	2	_____

3. Fill in the missing letter and draw the shapes.



4. Put the objects together.



5. Add the number (+)

$\overset{\circ\circ}{2} + \overset{\circ\circ}{2} = \underline{4}$

$3 + 3 + 3 = \underline{\hspace{2cm}}$

$4 + 0 + 2 + 4 = \underline{\hspace{2cm}}$

$5 + 0 + 2 = \underline{\hspace{2cm}}$

$8 + 0 + 7 = \underline{\hspace{2cm}}$

$7 + 7 + 0 + 3 = \underline{\hspace{2cm}}$

6. Add the numbers in words.

$4 \overset{\circ\circ\circ\circ}{\text{four}} + 4 \overset{\circ\circ\circ\circ}{\text{four}} = \underline{\text{eight}}$

seven plus three equals $\underline{\hspace{2cm}}$

two plus two plus one equals $\underline{\hspace{2cm}}$

eight plus zero equals $\underline{\hspace{2cm}}$

three plus zero plus three equals $\underline{\hspace{2cm}}$

$1 \overset{\circ}{\text{one}} + 2 \overset{\circ\circ}{\text{two}} + 2 \overset{\circ\circ}{\text{two}} = \underline{\text{five}}$

nine plus six plus five equals _____


ten plus five plus zero equals _____

six plus four plus two equals _____

five plus five plus three equals _____

7. **Read and draw.**

draw seven eggs in a basket.



ten apples on the table.



six balls under the bench





four boys in between a chair and a stool.



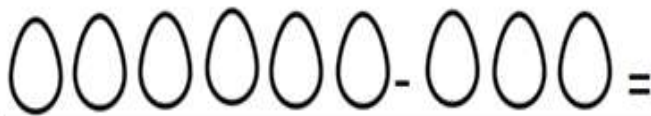


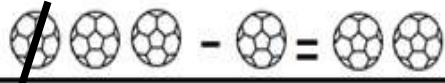
one girl in front of the lorry.



8. Count and write.



9. Take away objects (-).



10. Take away numbers (-)

⁰⁰⁰
 $3 - 2 = \underline{1}$ $6 - 2 = \underline{\quad}$

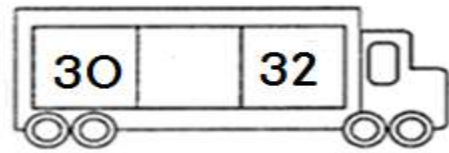

$2 - 1 = \underline{\quad}$ $8 - 5 = \underline{\quad}$

$4 - 2 = \underline{\quad}$ $9 - 4 = \underline{\quad}$

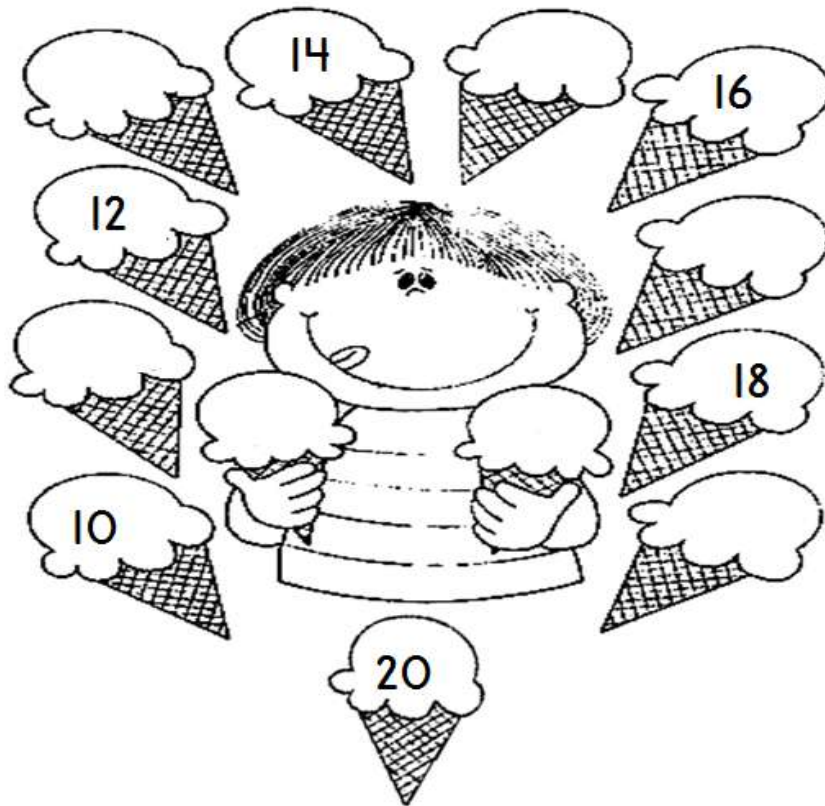
$5 - 4 = \underline{\quad}$ $7 - 8 = \underline{\quad}$

$8 - 4 = \underline{\quad}$ $10 - 4 = \underline{\quad}$


11. Write the middle number.



12. Fill in the missing numbers 10- 20



13. Draw for the number word.

four = 

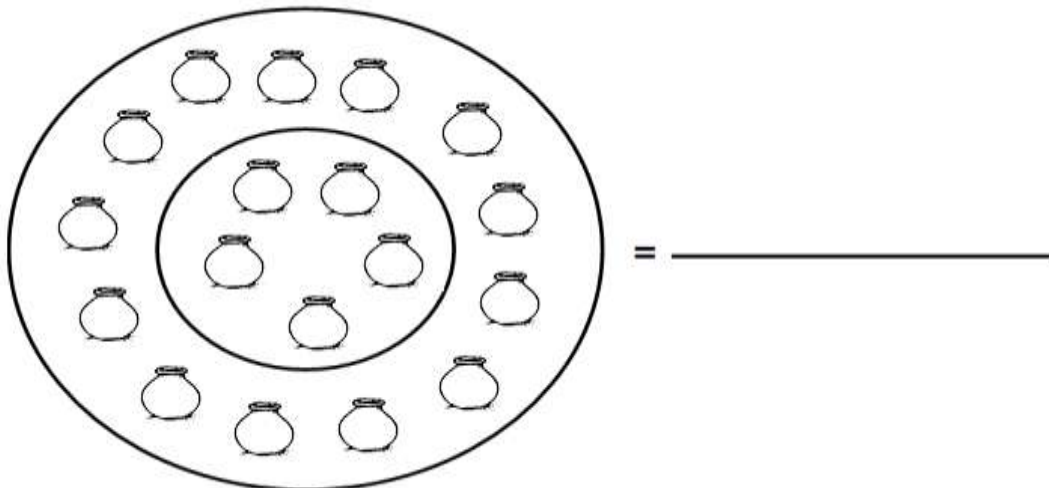
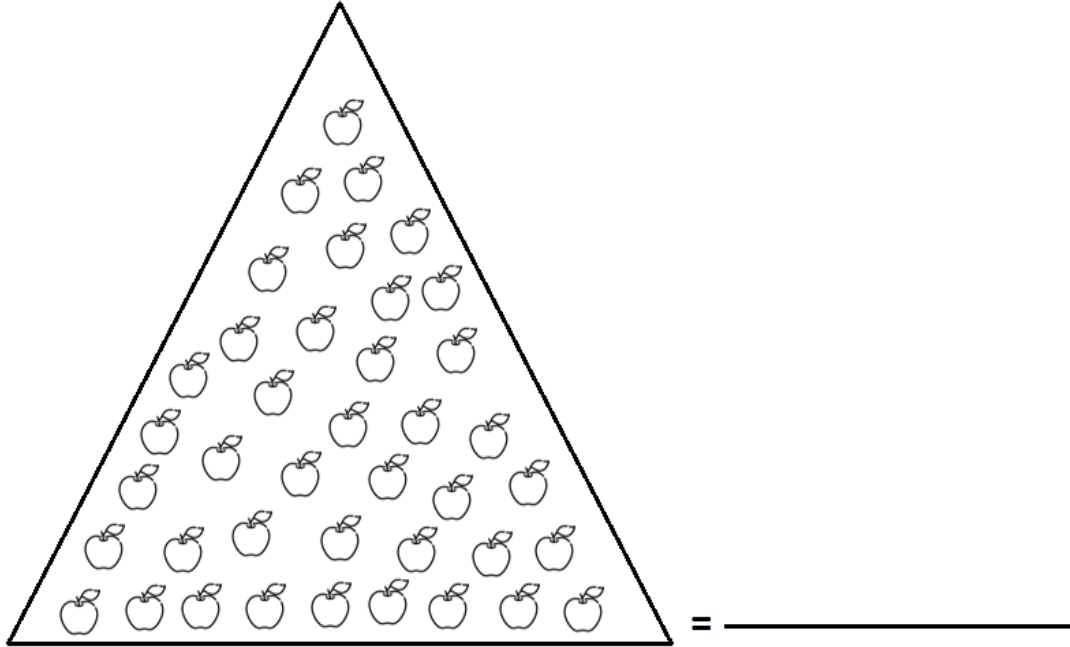
seven =

nine =

eight =

fifteen =

14. Count and write the numbers.



15. Circle the bigger number.

16 and 35

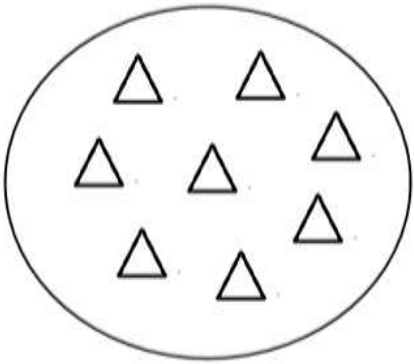
24 and 60

27 and 2


100 and 10

3 and 8

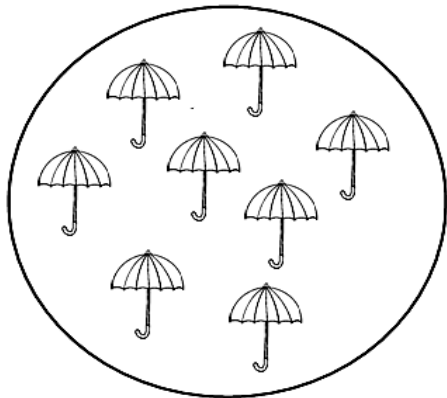
16. Name the sets.



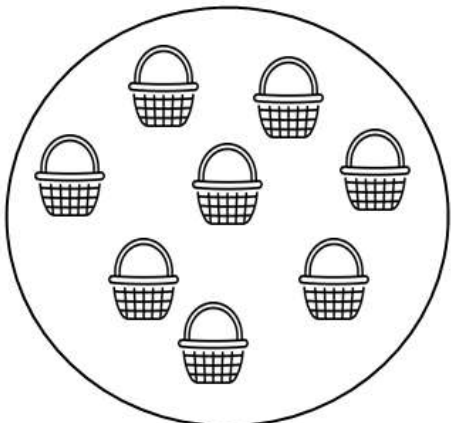
A set of _____



A set of _____



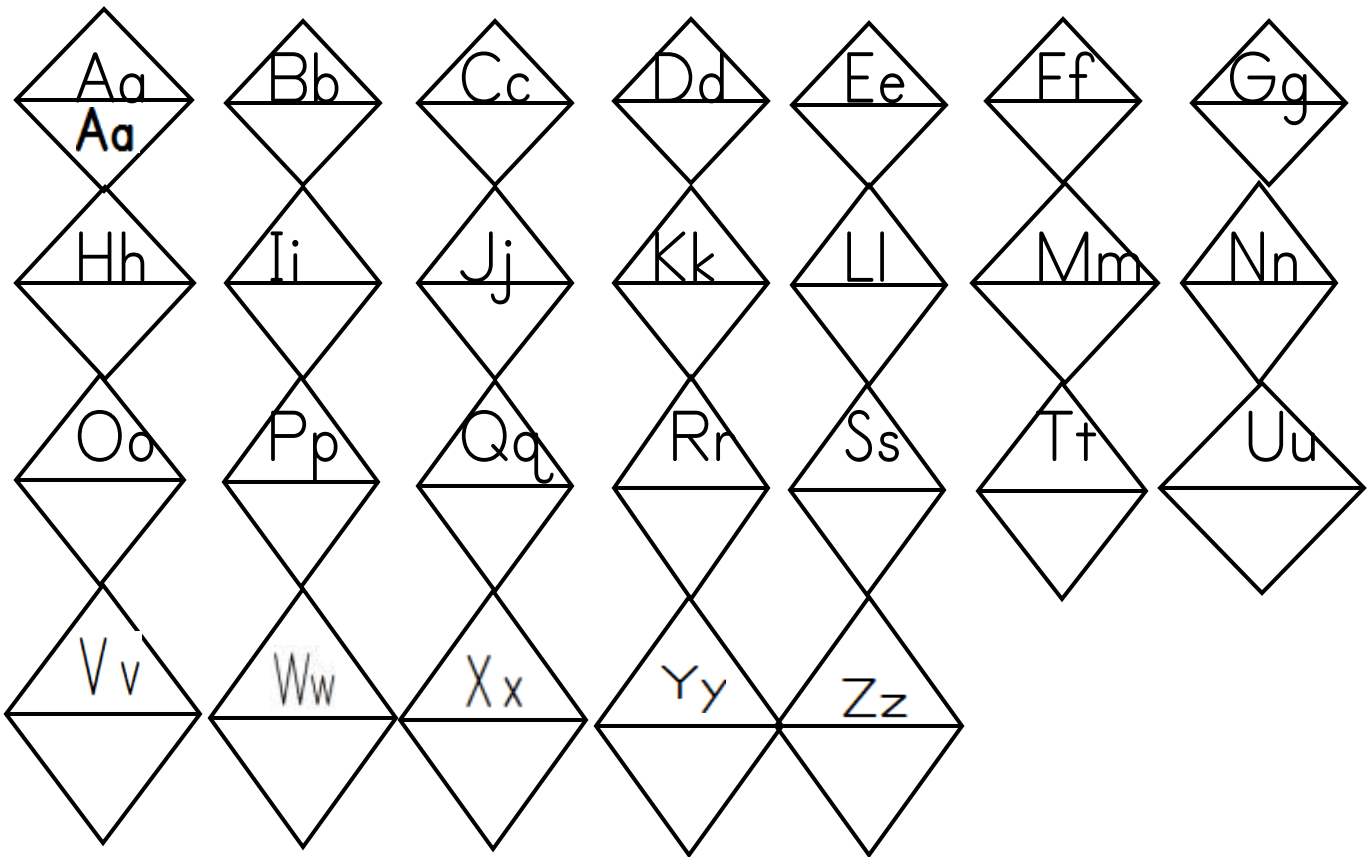
A set of _____



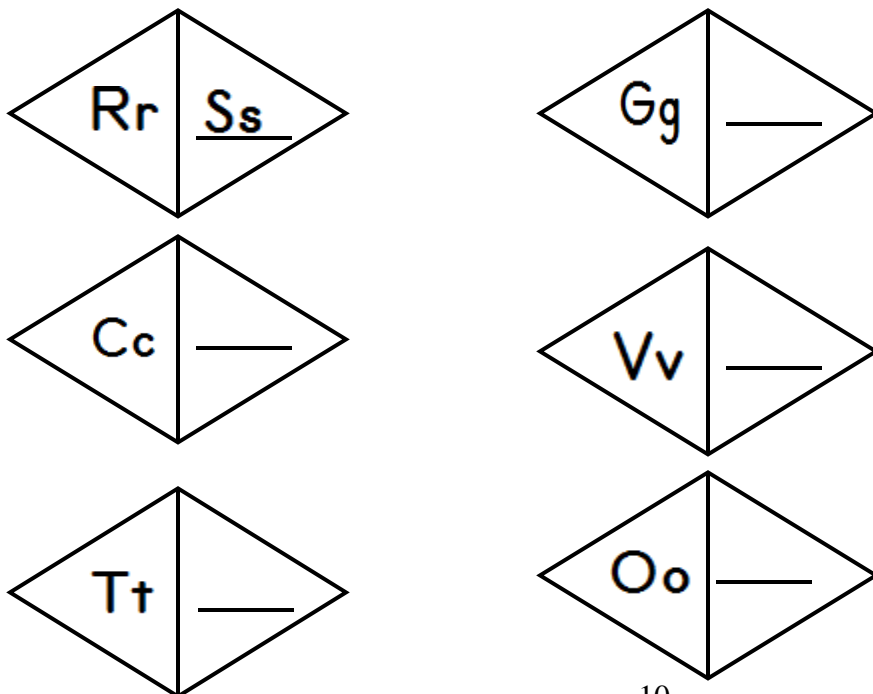
A set of _____

English

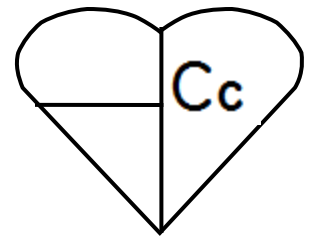


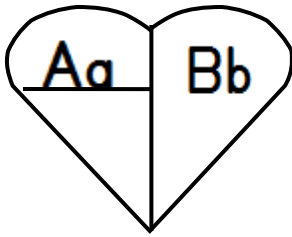
1. Copy capital and small letters Aa – Zz.



2. Write the letter after.



3. Write the letter before.



4. Write the words in small letters.

MAN man

BAG _____

TABLE _____

ROOM _____

IS _____

HOUSE _____


5. What can you see?

I can see a.....











6. Write words correctly.

tni _____

oospn _____

airn _____

ucdk _____

abtle _____

sketba _____

7. Read and draw

doll

basket

leaf

broom

8. Name the pictures.













9. Circle the correct word for the picture.



dancing

sleeping

digging



cutting

sweeping

mopping

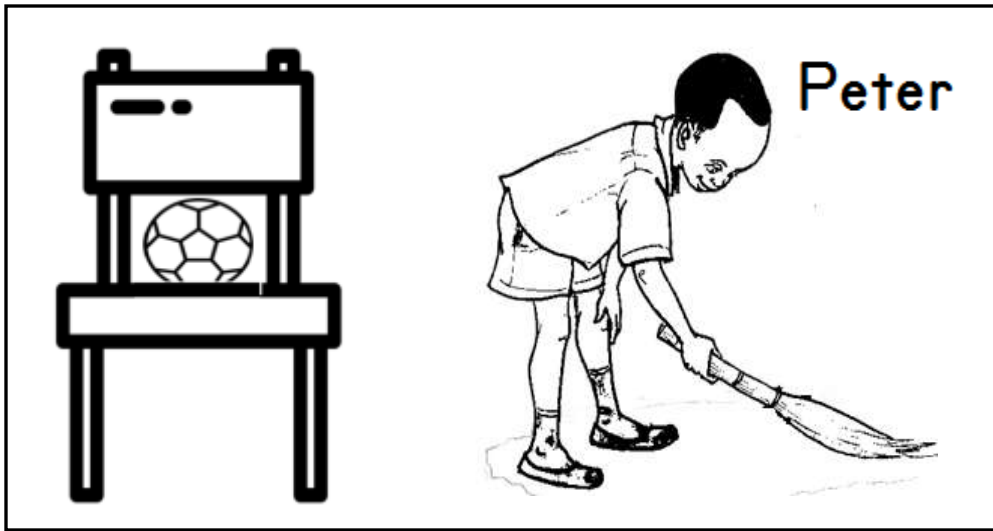


writing

eating

sitting

10. Study the picture and answer the questions
in full sentences.



Questions

a). Where is the ball?

b). What is Peter doing?

c). What can you see in the picture?

I can see a

1). _____

2). _____

3). _____

d). Write the name of the boy in the picture.

Reading

1. Circle the odd man out.

right night birth tight

book moon stool toy

clock sheep tree bee

2. Write words for the sounds.

ea



ng

oo

sh

3. Fill in the missing words.

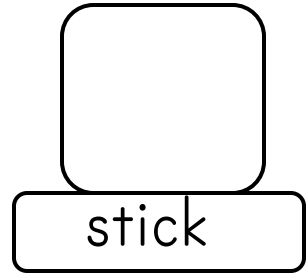
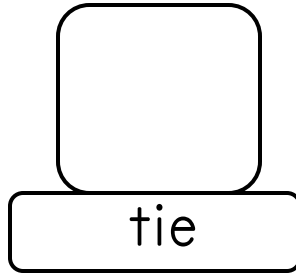
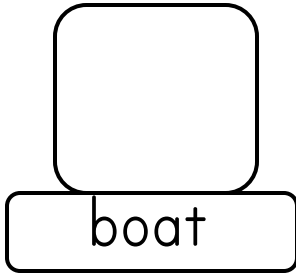
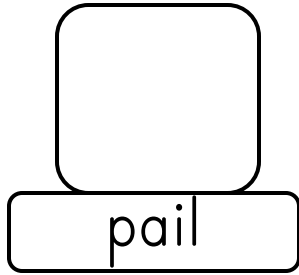
Ben is a  _____ . He has a  _____

and a  _____ . He goes to the 

_____ to buy a  _____ .

(cake, spade, shop, goat, boy)

4. Read and draw.



5. Make sentences for the given word.

plate _____


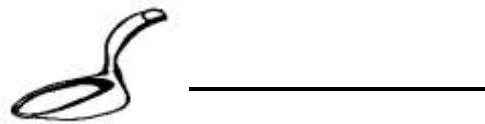
rake _____

cake _____

snake _____

gate _____

6. Name the pictures.



7. Form words

ba - g = bag

ha - p = _____

ma - t = _____

va - n = _____

ta - p = _____

fa - n = _____

8. Write the first syllable



Bell



_____n



_____t



_____ncil



_____up



_____og

9. Read these sentences and draw.




Here is a vest



It is a big bag



Sarah has an umbrella



Those are sweets

10. Read the story and answer the questions.

Tom has a tin. Mukasa has a hut. John has a flower and a stick. Sarah has a book and a pen.

Questions

- a). Who has a tin? _____
- b). Who has a hut? _____
- c). John has a _____ and _____
- d). Who has a book and a pen?

Science

1. Read and draw people found in the hospital.

nurse	doctor

Where do you go when you are sick?


_____.

A _____ treats sick people.


2. Name the fruits.








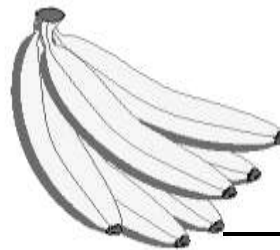












pineapple

apple

pawpaw

grapes

mango

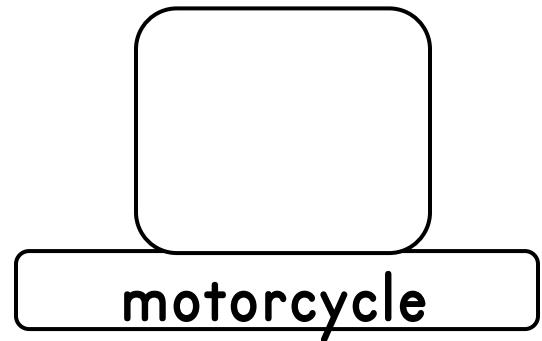



jack fruit

sugarcane

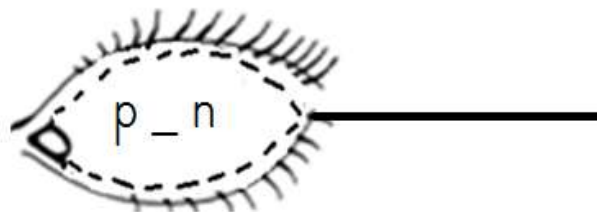
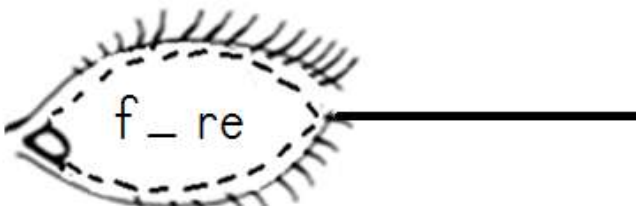
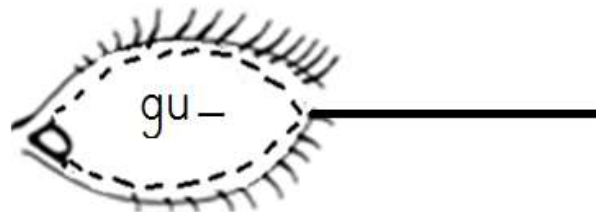
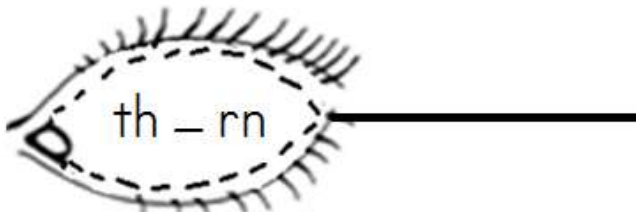
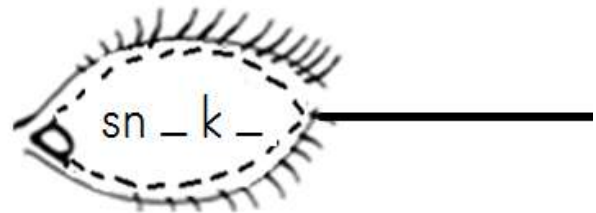
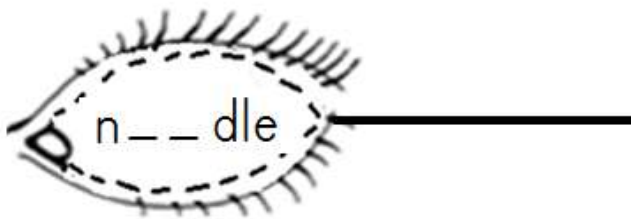
orange

sweet bananas

3. Read and draw things that cause accidents
on the road.



4. Fill in the missing letter and draw
dangerous objects.



5. Draw yourself at home eating food.




6. Draw and name things that cause accident at home.


7. Read and match correctly.



school



church



hospital



mosque