



CORNERSTONE JUNIOR SCHOOL - MUKONO

**P.O. Box 704 Mukono. Tel: 0772485711/0786809463,
Email: cornerstonejuniorschool@gmail.com**

PRIMARY ONE RELIGIOUS EDUCATION - SELF STUDY LESSONS SET TWO

25.6.2020

Dear primary one pupil, you are welcome to set two of our Religious Studies lessons. You will use your class workbooks and your bible to complete this work.

LESSON ONE

THEME: The world God has made for us

SUB - THEME: Living things created by God

Learning outcomes

By the end of the lesson you should be able to:

- i) State the meaning of living things
- ii) Mention examples of living things made by God
- iii) Read and spell these words correctly:
 - Domestic
 - Wild
 - Rabbit
 - donkey

Living things (Psalms 104:1 – 5)

In this bible reading, we understand that God made the world we live in and everything in it. The book of Genesis 1 also tells us more about how the world was made by God's hands and what He made in the seven days.

Living things are things which have life. These include;

- **Plants**
- **people**
- **Animals**
- **Birds**
- **insects**

Animals created by God

These are divided into two:

- Domestic animals
- Wild animals

Domestic animals

These are animals we keep at home.

Examples of domestic animals and their uses

- cows give us milk
- sheep are kept for meat and wool
- camels are kept for meat and transport
- goats are kept for milk and meat
- donkeys are kept for transport
- horses are for transport
- dogs help to guard our homes

Exercise

1. Fill in the missing letters

- a) d_m_stic c) sh__p
b) an_mal d) h__se

2. What are domestic animals?

3. List down four domestic animals.

4. Draw these domestic animals.

cat	cow	goat	rabbit

5. Who was the first man to be created by God?

6. We get _____ and _____ from cows

7. Why is a dog called a living thing?

8. Draw and name any animal used for transport



LESSON TWO

THEME: The world God has made for us

SUB - THEME: Wild animals

Learning outcomes

By the end of the lesson you should be able to:

- i) Tell the meaning of wild animals
- ii) Give examples of wild animals.
- iii) Read and spell these words correctly :
 - Hippopotamus
 - chimpanzee
 - rhino
 - Snake

Wild animals

These are animals which live in the bush.

Examples of wild animals

- Rat
- Snake
- lion
- zebra
- rhino
- Bear
- Frog
- gorilla
- tiger
- chimpanzee
- hippopotamus
- Uganda kob

Uses of wild animals

- They attract tourists who give us money
- Some of them are eaten as food

Exercise

1. _____ are animals which stay in the bush.
2. Name four wild animals
3. Draw these wild animals
Monkey elephant snake lion
4. Write two living things created by God
5. God created the world in _____ days (7, 6, 4)
6. Which animal tempted Eve to eat the fruit?

LESSON THREE

THEME: The world God has made for us

SUBTHEME: Importance of animals

Learning outcomes

By the end of the lesson, you should be able to

- i) State the importance of animals
- ii) Read and spell these words correctly
 1. Meat
 2. tourists
 3. transport
 4. attract

Importance of animals

- We get meat and milk
- We get skins used to make bags, shoes and belts
- We sell them and get money
- Wild animals attract tourists
- We use some animals for transport

Exercise

1. Give four importance's of animals
2. Draw these products

meat	milk	skin

3. _____ is our father in heaven.
4. Dogs _____ our homes.
5. Which animals give us pork?

LESSON FOUR

THEME: The world God has made for us

SUB - THEME: Insects in our environment

Learning outcomes

By the end of the lesson you should be able to:

- i) Give the meaning of environment
- ii) Give examples of useful and harmful in the environment
- iii) Identify the use of insects like grasshoppers, bees etc
- iv) Read and spell these words correctly:
 - Grasshopper
 - Termite
 - Surrounding
 - Environment

Insects in our environment

What is the environment?

Environment is all things surrounding man.

Man is surrounded by so many creatures some of these are insects.

Some insects are harmful while others are eaten by man as food.

Examples of insects:

Harmful insects

These are insects that cause harm to people

- butterfly
- housefly
- termite
- cockroach
- grass hopper
- bees
- white ants
- mosquito

Useful insects

These are insects that are useful to people

These are:

- grasshoppers
- bees
- white ants

Uses of insects

- Bees give us honey
- White ants and grasshoppers are eaten as food

- We sell them and get money

Exercise

1. List down any five insects in our environment.
2. Fill in the missing letters.

b_ _ cockr_ _ch m_squ_t_ h_ _se fly.

4. God created the world in days.
5. Match the following items correctly

List A

bees
white ants
mosquitoes

List B

they spread malaria
give us honey
we eat them

LESSON FIVE

THEME: The world God has made for us

SUB -THEME: Plants created by God

Learning outcomes

By the end of the lesson you should be able to:

- i) Mention plants God created
- ii) Give the importance of plants God created.
- iii) Read and spell these words correctly:
 - Pawpaw
 - Pineapple
 - Cassava
 - Tomato

Plants created by God

God made different types of plants


Examples of these plants are:




Banana plant



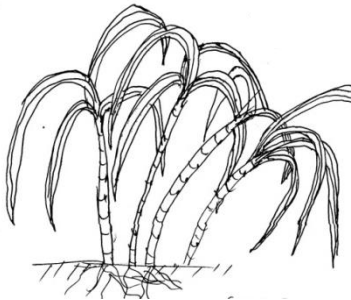
Maize plant



Pineapple plant



Pawpaw plant



Sugar cane plant



Mango plant




cassava plant



Yam plant

Exercise:

1. Name these plants



3. List 3 down plants created by God.

i) _____ ii) _____ iii) _____

3. Fill in the missing letters.

m_ize b_nana t_m_to m_ngo plant

LESSON SIX

THEME: The world God has made for us

SUB - THEME: Importance of plants

Learning outcomes

By the end of the lesson you should be able to:

- i) Mention the importance of plants
- ii) Show how we care for plants in the garden.
- iii) Read and spell these words correctly:
 - fruits
 - timber
 - firewood
 - medicine
 - decoration
 - shade

Importance of plants

- We get food and fruits from plants
- We get timber
- We get firewood
- They give us local medicine
- We get flowers for decoration

- They give us shade

Ways we care for plants

- By weeding
- By watering
- By spraying
- By mulching

Exercise

1. Write two importance of plants

i) _____

ii) _____

2. Draw these things we get from plants.

flowers	yam	wood

LESSON SEVEN

THEME: The world God has made for us

SUB-THEME: Birds created by God

Learning outcomes

By the end of the lesson you should be able to:

- i) Mention and give examples of different types of birds
- ii) List the products got from birds.
- iii) Read and spell these words correctly:
 - Crested
 - crane
 - turkey
 - parrot
 - pigeon
 - flamingo

Birds created by God

God created many different types of birds.

Types of birds

- Domestic birds
- Wild birds

Examples of domestic birds:

These are animals kept at home

- turkey hen duck parrot

Examples of wild birds are:

These are birds that stay in the bush e.g.

- crested crane
- parrot
- pigeon
- guinea fowls
- owl
- heron
- ostrich
- flamingo

Exercise

1. Fill in the missing letters

d_ck p_rrot ostr_ch h_n turk_y crest_d cr_ne

2. Draw these birds we keep at home.

hen	turkey	duck

3. Circle birds which live in the bush

duck, turkey, hen, owl, ostrich, crested crane

LESSON EIGHT

THEME: The world God has made for us

SUB - THEME: Importance of birds God created.

Learning outcomes

By the end of the lesson you should be able to:

- i) Give the importance of birds
- ii) Mention the products we get from birds.
- iii) Read and spell these words correctly :
 - Feathers
 - Eggs
 - Meat

Importance of birds God created.

- Some are eaten e.g. the hens, ducks and turkey
- We sell them and get money in the market
- We get feathers for decoration

Exercise

1. Write down three uses of birds created.
2. Draw the following things we get from birds.

eggs	chicken/meat	feathers

3. Fill in the missing letters

f__thers e_gs b_rds ch_cken

LESSON NINE

THEME: The world God has made for us

SUB-THEME: Ways of caring for Plants

Learning outcomes

By the end of the lesson you should be able to:

- i) Identify the ways you can care for the plants.
- ii) State the ways you can care for animals you keep at home.
- iii) Read and spell these words correctly:
 - Spraying
 - Weeding
 - Treating
 - shelter

Ways of caring for plants

- by watering them
- by weeding them
- by spraying them
- by mulching and pruning them

Ways of caring for animals

- by providing shelter for them
- by keeping them clean
- by treating them when they fall sick
- by feeding them

Exercise

1. Write down two ways we can care for plants.
2. Give two ways how we can care for animals?
3. Draw yourself watering plants.
4. Tick ways we care for God's creation
 - a) by watering
 - b) by killing people
 - c) by feeding
5. Why is it good to water plants?

LESSON TEN

THEME: The world God has made for us

SUB - THEME: Non-living things God created

Learning outcomes

By the end of the lesson you should be able to:

- i) Give the difference between living and non-living things.
- ii) Mention examples of non- living things.
- iii) Give reasons why non-living things are called so.
- iv) Read and spell these words correctly:
 - Breathe
 - Reproduce
 - Without
 - Mountain

Non-living things God created

Non-living things are things which don't have life.

They are called non-living things because:

- They do not move
- They do not breathe
- They cannot reproduce

Examples of non-living things include:

sun
stars
moon
lake
river
swamps
rain
rock
stones
land
clouds
fire
water
hill
mountain
valley
cloud

Exercise

1. _____ are things without life.
2. Name any four non-living things God created.
3. Draw these non-living things

clouds	sun	moon	star	lake	river

4. What is the main natural source of light?
5. A _____ gives us light at night.
6. Why do people go to church?