



P.1 LITERACY SELF – STUDY LESSONS SET 2

LESSON 1

THEME: Our Home

SUB-THEME: Roles of people at home

Learning outcomes:

By the end of the lesson, you should be able to:

- State the roles of people at home
- Read, spell and pronounce words correctly

Introduction

- In the previous lesson, we identified the different activities done at home.
- In this lesson, we are going to identify activities done by specific people at home.

ROLES OF PEOPLE FOUND AT HOME

A father and a mother are very important people in a home. They are the two people who start a home, children come later. Each of them plays special roles in a home as noted below:

Roles of a father at home

- A father heads a family.
- A father pays school fees
- A Father buys clothes
- A father disciplines children
- Father provides all the essential needs of a home.
- Father provides security at home.

Mothers carry out the following roles at home

- Mother cooks food
- Mother disciplines children
- Mother breastfeeds the baby
- Mother cleans the home

Exercise

1. Who is the head of a family?
2. Underline the roles of children in a home
Fetching water, preparing food, mopping the house, discipline children
3. Draw your mother breastfeeding her baby.
4. Who pays school fees? _____

LESSON 2

TOPIC : Our home

SUB -TOPIC: Roles of people at home

Introduction

- In the previous lesson, we noted that a home has different people.
- In this lesson, we are going to learn about the roles of each of the people found in a home. The roles played by each person in a home make it a good place to live in.
- We shall start by looking at the different roles of children at home.

ROLES OF CHILDREN IN A HOME

A role is a special part or function played by someone.

Roles of children in homes, therefore, refer to the specific work done by children at home.

Children play the following roles in the family

- Children fetch water
- Children sweep the compound
- Children mop the house
- Children carry the babies
- Children wash utensils
- Collecting firewood

Which roles do you normally play in your family?

Exercise

1. Match correctly

Mother	washes utensils
Father	cooks food
Sister	buys food
Brother	fetches water

2. Read and draw

David slashing the compound

Mary is washing clothes

The boy is fetching water

3. Fill in the missing letters

c _ _ _ king f _ _ _ tching

4. Who looks after children in the family?

LESSON 3

THEME : **Our home**

SUB THEME: **Things found in our home**

By the end of the lesson, you should be able to:

- Mention things found at home
- Draw and name things found at home.
- Read, spell and pronounce words correctly

Introduction

- Apart from the people who stay in a home, there are many things that are found in homes.
- These things are used for number purposes and they also help us perform our roles.

THINGS FOUND IN OUR HOME

There are many things we find at home among these include:-

- chairs
- televisions
- cups

- knife
- plates
- cupboard
- tables
- granary
- fridges
- winnower
- mats
- baskets
- radios
- bucket
- stools
- beds
- house
- latrine
- plate stand

Things found near our homes

- trees
- garden
- road
- animals
- houses
- plants
- grass

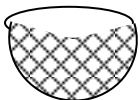




The above things found near our homes are also very useful. Ask your parent to guide you on how each of the above things around your home is useful to you.

Exercise

1. List down four things we find at home.
2. Draw these things we find at home.

Chair	Mat	Cup	Knife

3. Name these things we find at home.

4. Fill in the missing letters

- a) gran_ry
- b) rad_o
- c) t _ bl_
- d) ch_ _ r
- e) m_t
- f) pl_t_

5. Circle things found near our home

Trees, tables, roads, beds, gardens

6. Of what use is the item below.



LESSON 4

THEME: Our Home

SUB –THEME: Things in our home

Learning outcomes:

By the end of the lesson, you should be able to:

- Identify the uses of different things in our home.
- Match things to their uses
- Write the uses of different things at home.
- Read, spell and pronounce the words correctly

Introduction

- In the previous lesson, we identified the different things we find in our homes.
- In this lesson, we are going to learn about the uses of the different thing that are found in our homes.
- You can start by mentioning the things you have in your home and what you use them for.

USES OF THINGS FOUND AT HOME.

Things at home have particular uses as shown below.

- | | | |
|------------|---|--------------------------------------|
| Mat | - | for sitting on. |
| Granary | - | for storing harvested food |
| Knife | - | for peeling and cutting |
| Plate | - | for eating on |
| Radio | - | for communication and entertainment. |
| Chair | - | for sitting on |
| Pot | - | for keeping drinking water |
| Television | - | for entertainment and communication |
| Saucepan | - | for cooking |
| Jerry can | - | for carrying water |

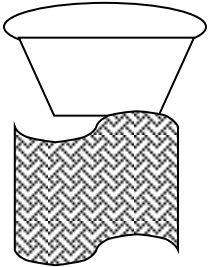
Latrine – for defecating in
Urinal - for urinating in

Exercise

1. Match things to their uses

mat	eating on
granary	keeping water
radio	sitting on
pot	storing food
plate	communication

2. Write the uses of the objects below



LESSON 5

THEME: Our Home

SUB –THEME: Things at home

Learning outcomes:

By the end of the lesson, you should be able to:

- Identify the things they use for playing.
- State the dangerous objects at home.

- Draw the play objects and dangerous objects at home
- Read, spell and pronounce words correctly

Introduction

- As a child, you get time to play with very many things at home.
- In this lesson, we are going to identify the safe objects that you can use you to play with.
- We shall also identify dangerous objects which you should avoid playing with.
This is because they can cause since they can harm you or your friends at home.

OBJECTS WE USE FOR PLAYING AT HOME

At home, we use various objects for playing and these include:-

- | | |
|------------|------------|
| ▪ balls | ▪ bicycles |
| ▪ kites | ▪ counters |
| ▪ ropes | ▪ dolls |
| ▪ toy cars | ▪ balloons |

Dangerous objects at home

In our homes, there are many things that look good to be used for play but may be harmful and dangerous. These can damage our bodies. These are:

- | | |
|------------------|----------------|
| ▪ Broken bottles | ▪ Razor blades |
| ▪ Safety pins | ▪ Nails |
| ▪ Broken glasses | ▪ Poison |
| ▪ Knives | ▪ Medicine |

Common accidents faced at home.

An accident is a sudden happening that may cause harm or injury to the body.

Below are some examples of common accidents at home

- falls
- dog bites

- poisoning
- cuts
- burns
- snake bites

Exercise

1. Draw these things we use for playing

Balls	Doll	Rope	Balloon

2. Fill in the missing letters

t _ y cars r _ pe doll b _ ll

3. Circle the dangerous objects

Knife, ball, nail razorblade

- 5. How dangerous is fire to children?
- 6. Why is it not good for you to play with a knife at home?

LESSON 6

THEME: Our Home

SUB –THEME: Things found in our home and their uses

Learning outcomes:

By the end of this lesson, you should be able to:

- Define a house
- Draw and names parts of a house
- State the uses of different parts of a house

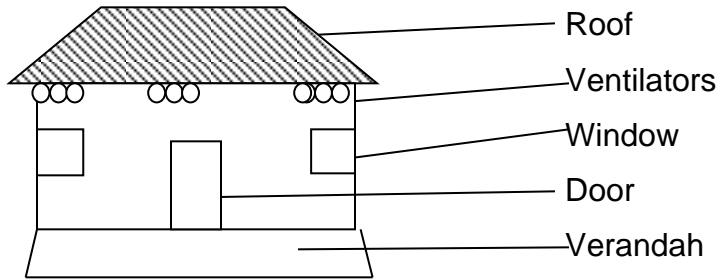
Introduction

- All families have a place where they stay and in this place, there must be a well-built structure where people stay. This is called **a house**.

A HOUSE

- A house is a building where people live and keep their property.
- Look at your house at home and mention some of its parts.

PARTS OF A HOUSE



THINGS WHICH A GOOD HOUSE MUST HAVE

- A good house must have the following parts:
 - ventilators
 - roof
 - window
 - verandah
 - door

USES OF PARTS OF A HOUSE

Each of the parts listed above has special importance on a house as shown below:

a) Ventilators

- Ventilators let out warm used air from the house

b) Roof

The roof protects the house from rain and sunshine

c) Window

- Windows allow light and fresh air into the house

d) Verandah

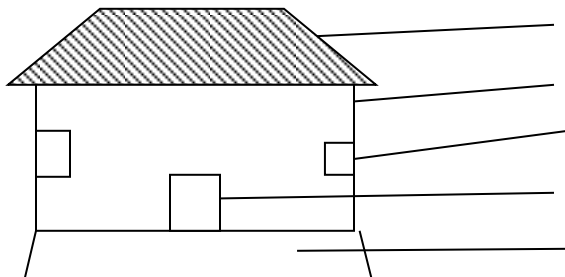
- The verandah protects the house from running water

e) Door

The door allows people to get in and out of the house.

Exercise

1. Name the parts of a house



2. Match correctly

door covers the house

verandah to get in and out

roof for sitting on

3. Who heads a family?
4. Which part of the house protects us from rain and sunshine?.
5. State the major importance of a house _____

LESSON 7

THEME: Our Home

SUB –THEME: Things found in our home and their uses

Learning outcomes:

By the end of this lesson, you should be able to:

- Mention the two types of houses
- Define permanent houses and gives examples
- State and identify materials used to build permanent houses
- Read, spell and pronounce words correctly

Introduction

- Different houses are built using different materials and this helps us to identify the types of houses.

TYPES OF HOUSES

There are two types of houses

- a) Permanent houses
- b) Temporary houses

Permanent houses

- These are houses built using strong materials and last for a long period of time

Examples of permanent houses

Flat



Bungalow



Materials used to build permanent houses

- | | | | |
|----------|----------------|---------------|----------|
| ▪ tiles | ▪ bricks | ▪ iron sheets | ▪ timber |
| ▪ cement | ▪ wooden poles | ▪ stones | ▪ water |

- iron bars
- sand
- nails

Exercise

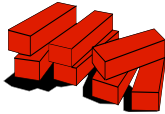
1. Circle the materials used to build a permanent house

- | | | |
|--------|--------|-------------|
| stones | snake | pencil |
| tins | water | cement |
| soil | timber | iron sheets |

2. Match a word to a picture



nails



iron sheets



bricks



stones

3. Name the houses below



LESSON 8

THEME: Our Home

SUB –THEME: Things found in our home and their uses

Learning outcomes:

By the end of this lesson, you should be able to:

- Define temporary houses and give examples
- Draw temporary houses

- State and identify materials used to build temporary houses
- Read, spell and pronounce words correctly

Introduction

While permanent houses are built using strong materials that help them last long, some houses are built using weaker local materials from the environment and this makes them last for a short period of time. Such houses are called **temporary houses**.

TEMPORARY HOUSES

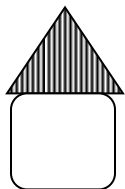
These are houses which are built using local materials from the environment and they last for a short period of time.

Materials used to build temporary houses include;

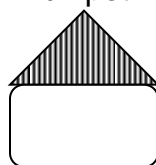
- grass
- mud
- wooden poles
- reeds
- clay soil
- banana fibres
- clay

Examples of temporary houses


hut



kiosk



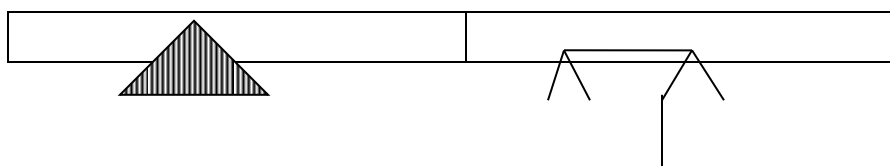
tent

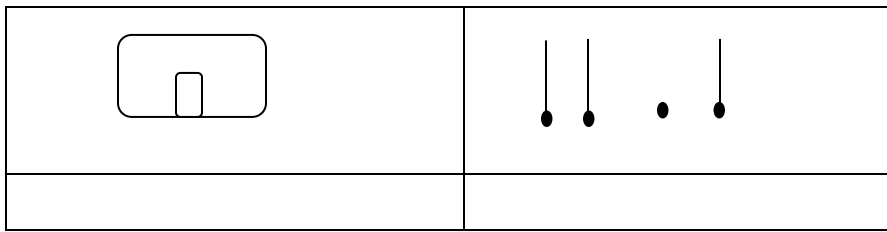


unipot

Exercise

1. Name these houses





2. Circle the temporary houses

hut flat kiosk unipot bungalow tent

3. Name two materials used to build a hut.
4. Which building material can be used to make a tent?
5. Why do people build permanent house most?

LESSON 9

THEME: Our Home

SUB –THEME: Sources of building materials

Learning outcomes:

By the end of this lesson, you should be able to:

- State sources of building materials
- State the importance of houses
- Read, spell and pronounce words correctly
- Match materials and their sources

Introduction

- As you think of how to set up your house in future, you need to understand where to get the materials that you plan to use. A house is built using many different materials and these are got from different places as we shall see in this lesson.

SOURCES OF BUILDING MATERIALS

We get different building materials from different sources. For example:

- | | |
|---|---|
| <ul style="list-style-type: none"> ▪ cement – factory ▪ bricks – soil ▪ nails – factory ▪ iron sheets – factory ▪ mud – soil | <ul style="list-style-type: none"> ▪ sand- swamp ▪ timber – forest ▪ banana fibres – banana plants ▪ reeds – swamps ▪ grass – bush |
|---|---|

Importance of a house

We are going to look at the reasons why people need houses

- House protect people from wild animals.
- Houses protect people from bad people. Like murderers and thieves
- People need houses to rest in.
- People need houses to keep their property safe.
- Houses protect people from rain and sunshine.

Exercise

1. Match materials and their sources

Banana fibres	factory
Cement	forest
Timber	shop
Bricks	garden

2. Underline the uses of a house

for sleeping in for eating for protection

3. How are swamps useful to the builders?

LESSON 10

THEME: Our Home

SUB –THEME: Rooms found in the house

Learning outcomes:

By the end of this lesson, you should be able to:

- Mention the rooms found in a house and the things found in each room
- Read, spell and pronounce words correctly
- Tell the importance of the rooms found in the house

Introduction

- A house has a number of rooms in which different activities are done.

Rooms found in the house

- Dear children, move around your house and write down the different rooms you see.
- I guess you have entered rooms like;
 - The sitting room
 - The dining room

- The bedroom
- The kitchen
- Study room
- Garage
- We are now going to look at the different rooms, their importance and the things found in each room.

a) **A kitchen**

- A kitchen is a place where food is prepared.

Things found in the kitchen

Find out what each of these things is used for in the kitchen.

- | | | |
|-------------------|------------|---------------|
| ▪ saucepans | ▪ knife | ▪ charcoal. |
| ▪ kettle | ▪ firewood | ▪ Cooking gas |
| ▪ mingling sticks | ▪ charcoal | |

b) **A dining room**

- This is a room where meals are served.

Things found in the dining room

- | | | |
|----------|-----------|--------------|
| ▪ tables | ▪ sink | ▪ flask |
| ▪ cups | ▪ chairs | ▪ food |
| ▪ plates | ▪ utensil | ▪ table mats |

c) **A bedroom**

- A bedroom is a room where people sleep.

Things found in a bedroom

- | | |
|--------------|------------|
| ▪ bed sheets | ▪ mattress |
| ▪ bed | ▪ wardrobe |
| ▪ blanket | |

d) **Sitting Room**

- This is a room where we sit during our free time.

Things found in a sitting room

Chairs

Tables

Television

Carpet

Exercise

1. Write any four rooms found in our house.
2. Draw the following things found in the kitchen

kettle	saucepan	knife	Mingling stick	Basket	Stool

3. People at home bathe from the _____ room.
4. A _____ is a place where food is prepared.
5. Match things to their rooms
Sauce pan bathroom
Chair bedroom
Blanket sitting room
Soap / sponge kitchen
6. In which room do we find beds and a mosquito net?
7. Mention three things found in the sitting room.
8. How is a dining room important at your home?

LESSON 11

THEME: Our home

SUB-THEME: Ways how we can care for our houses

Learning outcomes:

By the end of this lesson, you should be able to:

- State ways of caring for our homes
- Read, spell and pronounce words correctly
- Draw people cleaning a home

Introduction

- There are many different activities we can do to keep our homes clean. These help

us to make our homes good places to live in.

WAYS OF CARING FOR OUR HOMES

- Slashing the compound
- Mopping the floor
- Washing utensils
- Removing cobwebs
- Throwing rubbish in the rubbish pits
- Covering pit latrines
- Sweeping the compound

-
- - Read and draw these activities that are done to care for our homes.
 - What activity are you helping your parents with while at home?
Remember to help you parent

EXERCISE

1. State two ways of caring for your home.

2. Read and draw

Mother is washing utensils

Kato is sweeping the compound

Father is slashing the compound

3. Fill in the missing letters

Sl__shing sw__ __ping c__mpound ut__nsils

4. Draw these things in a bedroom

Blanket

mosquito net

5. What do people use to mop the house?

6. Why is it important for a home to have a broom?

